

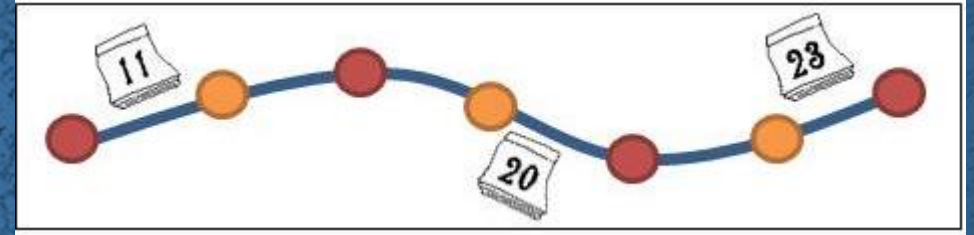
2018 ACTION PLAN



ACTION PLAN

- Evansville applies for grant funds from the U.S. Department of Housing and Urban Development (HUD) for Community Development Block Grant (CDBG) funds, Emergency Solution Grant (ESG) funds, and HOME Investment Partnerships (HOME) funds through the Annual Action Plan process.
- The 2018 Annual Action Plan is part of the fourth year of the City of Evansville's 2015-2019 Consolidated Plan.
- The 2018 Action Plan is due to HUD on May 15, 2018 subject to the agreement to be executed between the City of Evansville and HUD.

ACTION PLAN TIMELINE



- July 2017 - Public Notification – 2018 Grant Proposal Training and Application notification published. Community Development staff provided mandatory training to subrecipients applying for grant funds from the City of Evansville Department of Metropolitan Development (DMD) for the 2018 Plan Year. The mandatory training gave agencies the proper training required for Community Development Block Grant (CDBG) funds, HOME Investment Partnership Grant Funds, and the Emergency Solutions Grant Funds (ESG). Topics addressed at the presentation included: eligible CDBG activities, public service and non-public service projects, national objectives, monthly monitoring, how to complete the on-line applications, and estimated 2018 funding.
- August-November 2017 – CDBG-ESG-HOME Proposals submitted, reviewed and approved by Community Development staff. Community Development Specialists met with each agency to review their proposals and to assist in the submission process.

ALL PROPOSALS MUST MEET ONE OF THE BELOW NATIONAL OBJECTIVES:



- NOTE: There is a three tier process for allocating public service funds.
 1. The Citizens Advisory Committee (CAC), which may be comprised of up to five (5) members, is the first step. Appointed by the Mayor, the CAC reviews public service grant proposals and then makes recommendations to the Mayor
 2. The Mayor then makes recommendations to the City Council
 3. City Council has the final authority to allocate CDBG, ESG, and HOME funds
- January 2018-CAC heard agency presentations. Each agency was allotted two (2) minutes to present their proposal(s) followed by a question and answer session with CAC members. CAC took the information presented and agency presentations into consideration and made budget recommendations.
- February and March 2018 – Mayor made recommendations to City Council and proposals were provided to Council members for their review and input. Agencies were given the opportunity to discuss their programs and answer questions regarding their requests for support from Council members during their regularly scheduled City Council meeting. Council voted on anticipated allocations for 2018 program year funds for CDBG, ESG and HOME programs.

WHY ARE YOU HERE TODAY?

The City of Evansville may not submit the Annual Action Plan to the U.S. Department of Housing and Urban Development (HUD) until an actual award notification is provided to the City. To ensure that the Plan is prepared timely and ready to submit upon notice from HUD, the City estimates the budgets of the requested grant funds, CDBG, ESG, and HOME. Upon notification from HUD the grant estimates will be adjusted according to the actual amounts received.



COMMUNITY DEVELOPMENT BLOCK GRANT FUNDS

- CDBG Estimated Allocation for 2018 is \$2,480,091
- The Community Development Block Grant (CDBG) Entitlement Program provides annual grants on a formula basis to entitled cities and counties to develop viable urban communities by providing decent housing, suitable living environments, and by expanding economic opportunities, principally for low and moderate-income persons.
- Eligibility for participation as an entitlement community is based on population data provided by the U.S. Census Bureau and metropolitan area delineations published by the Office of Management and Budget.

EMERGENCY SOLUTIONS GRANT FUNDS

- ESG Estimated Allocation for 2018 is: \$200,000
- The ESG program provides funding to:
 1. Engage homeless individuals and families living on the street
 2. Improve the number and quality of emergency shelters for homeless individuals and families
 3. Help operate these shelters
 4. Provide essential services to shelter residents
 5. Rapidly re-house homeless individuals and families
 6. Prevent families and individuals from becoming homeless
- ESG funds may be used for five program components: street outreach, emergency shelter, homelessness prevention, rapid re-housing assistance, and HMIS; as well as administrative activities (up to 7.5% of a recipient's allocation can be used for administrative activities).
- All recipients must consult with the Continuum(s) of Care operating within the jurisdiction in determining how to allocate ESG funds

HOME INVESTMENT PARTNERSHIP GRANT FUNDS

- HOME Estimated Allocation for 2018 is: \$500,000
- The HOME Investment Partnerships Program (HOME) provides formula grants to states and localities that communities use - often in partnership with local nonprofit groups - to fund a wide range of activities including building, buying, and/or rehabilitating affordable housing for rent or homeownership or providing direct rental assistance to low-income people.
- The HOME Program is the largest federal block grant program for affordable housing. It provides funding to State and local governments for rental and homebuyer housing development, homebuyer (down payment) assistance, homeowner rehabilitation assistance and tenant-based rental assistance

PUBLIC SERVICE CDBG GRANT 2018 (FUNDING/ANTICIPATED TO SERVE)

Crisis Intervention

• ARK Inc.-Safe Haven Crisis Childcare Program	\$28,000	1,200 to serve
• Outreach Ministries-Crisis Intervention	\$17,000	1,200 to serve
• Counseling for Change-Substance Abuse Services	\$10,000	120 to be served
• <u>Aurora Inc.-Homeless Outreach Team</u>	<u>\$14,000</u>	<u>180 clients to be served</u>
TOTAL \$69,000		

Disabled Services

• Evansville ARC Inc. –Communication & Assessment	\$7,000	215 to serve
• Evansville Assoc. for the Blind-Disabled Workers	\$5,000	960 to serve
• <u>Evansville Assoc. for the Blind-Low Vision Screening</u>	<u>\$5,000</u>	<u>7,443 to serve</u>
TOTAL \$17,000		

Food and Nutrition

• CAPE-Emergency Need Pantry	\$6,000	696 to be served
• Tri-State Food Bank-Ending Hunger	\$32,500	42,000 to be served
• <u>Tri-State Food Bank-Mobile Pantry</u>	<u>\$6,900</u>	<u>1,296 households to be served</u>
TOTAL \$45,400		

PUBLIC SERVICE CDBG GRANT 2018 (FUNDING/ANTICIPATED TO SERVE) CONT'D

Senior Services

• SWIRCA-Senior Nutrition	\$8,200	166,155 meals to be served
• Meals on Wheels-Meal Delivery	\$11,200	1,200 to be served
• <u>VOICES Inc.-Ombudsman Program</u>	<u>\$17,270</u>	<u>312 to be served</u>

TOTAL \$36,670

Youth Services

• Boys and Girls Club-Fulton Square	\$17,400	1,450 to be served
• Boys and Girls Club-Service to Girls	\$15,582	1,275 to be served
• New Hope-Tutoring & Mentoring	\$8,500	1,200 to be served
• Patchwork Central Inc.-Arts & Smarts	\$4,000	251 to be served
• Tri-State Food Bank-Backpacks for Kids	\$15,500	4,164 to be served
• YMCA-Diamonds	\$5,000	830 to be served
• YMCA-Caldwell Community Outreach	\$7,120	980 to be served
• YMCA-Y-CAP	\$10,326	1,000 to be served
• YMCA-Aspire	\$7,800	2,828 to be served
• YWCA-Live Y'ers	\$25,000	1,250 to be served
• <u>United Methodist Youth Home- Life Skills for At-risk Youth</u>	<u>\$10,000</u>	<u>116 to be served</u>

TOTAL \$126,228

NON-PUBLIC SERVICE CDBG GRANT 2018 (FUNDING/ANTICIPATED TO SERVE)

Youth Services

• Memorial- Youth Employment	\$180,000	66 to be employed
• Memorial-Garden Market	\$50,000	21 to be served
• Memorial-Fit for the Future	\$9,697	46 to be served
• Advantix-YouthBuild	\$50,000	24 to be employed
• <u>Carver-Youth Program</u>	\$20,996	95 to be served

TOTAL \$310,693

Childcare Services

• Carver-A.M. Childcare	\$50,000	151 to be served
• Carver-P.M. Childcare	\$60,000	46 to be served
• Memorial- Learning Center 1 st & 2 nd Shift	\$15,000	82 to be served
• Memorial-Weekend Childcare	\$40,000	83 to be served
• <u>ECHO-Family Enrichment Center</u>	\$30,000	50 to be served

TOTAL \$195,000

NON-PUBLIC SERVICE CDBG GRANT 2018 (FUNDING/ANTICIPATED TO SERVE) CON'T

Senior Services

• Carver-Senior Services	\$21,600	140 to be served
TOTAL	\$21,600	

Employment

• New Hope-Bridge Builders	\$125,000	420 to be served
TOTAL	\$125,000	

Admin, Planning and Infrastructure

• Aurora Inc.-TBRA Vouchers	\$5,000
• ECHO-Jacobsville NRSA Expansion	\$200,000
• ECHO-Promise Zone	\$80,000
• HOPE-Compliance HOME DPA Assistance	\$3,000
• Human Relations-Fair Housing	\$6,000
• Memorial-Canal District Planning Grant	\$50,000
• DMD-Admin	\$9,500
• Public Facilities & Neighborhood Parks Improvements	\$50,000
• United Caring Shelter- New Windows	\$45,000
TOTAL	\$448,500

NON-PUBLIC SERVICE CDBG GRANT 2018 (FUNDING/ANTICIPATED TO SERVE) CON'T

Housing Services

• ECHO-Lucas Place Supportive Housing	\$50,000	90 to be served
• Memorial –ERP	\$350,000	24 Households to be served
• Hope-Down Payment Assistance	\$50,000	25 to be served
• HOPE-Housing Counseling	\$15,000	249 to be served
TOTAL	\$465,000	

Neighborhood Services

• DMD Focus Neighborhood Development	\$10,000	RNNC Conference 2018
• <u>DMD NRSA Program</u>	<u>\$100,000</u>	<u>Jacobsville Development</u>
TOTAL	\$110,000	
• DMD Disposition	\$10,000	
• <u>Building Commission Code Enforcement</u>	<u>\$500,000</u>	
TOTAL	\$510,000	

ESG GRANT 2018 (FUNDING/ANTICIPATED TO SERVE)

Homeless Services

• Albion-Domestic Violence Shelter	\$19,153	30,000 to be served
• Aurora Inc. –Coordinated Entry	\$14,640	225 households to be served
• Evansville Goodwill-Goodwill Family Center	\$10,340	105 residents to be served
• House of Bread and Peace-Sheltering the Homeless	\$12,500	345 to be served
• Ozanam Family Shelter-Emergency Shelter Operations	\$17,600	375 to be served
• United Caring Service-Day Shelter	\$26,780	43,800 to be served
• <u>YWCA –Residence Services</u>	<u>\$20,000</u>	<u>825 to be served</u>
TOTAL	\$121,013	

Rapid Re-Housing

• <u>Aurora Inc.-Housing Support Team</u>	<u>\$78,987</u>	<u>230 to be served</u>
TOTAL	\$78,987	

HOME GRANT 2018 (FUNDING/ANTICIPATED TO SERVE)

HOME Grants

• Aurora Inc.-Re-entry Housing Vouchers	\$65,000	5 Households to be served
• CAPE-CHDO Operating Costs	\$6,250	
• CAPE-Mulberry Villas Phase 3	\$100,000	1 Household to be served
• ECHO-CHDO Operating Costs	\$6,250	
• ECHO-Garvin Lofts	\$100,000	27 Households to be served
• HOPE-CHDO Operating Costs	\$6,250	
• Memorial CDC-CHDO Operating Costs	\$6,250	
• HOPE-Homes of Evansville Phase II	\$100,000	52 Households to be served
• Memorial CDC-Memorial Pointe Rehab	\$100,000	10 Households to be served
• <u>DMD-HOME Admin</u>	<u>\$10,000</u>	

TOTAL

\$500,000



NEIGHBORHOOD REVITALIZATION STRATEGY AREA

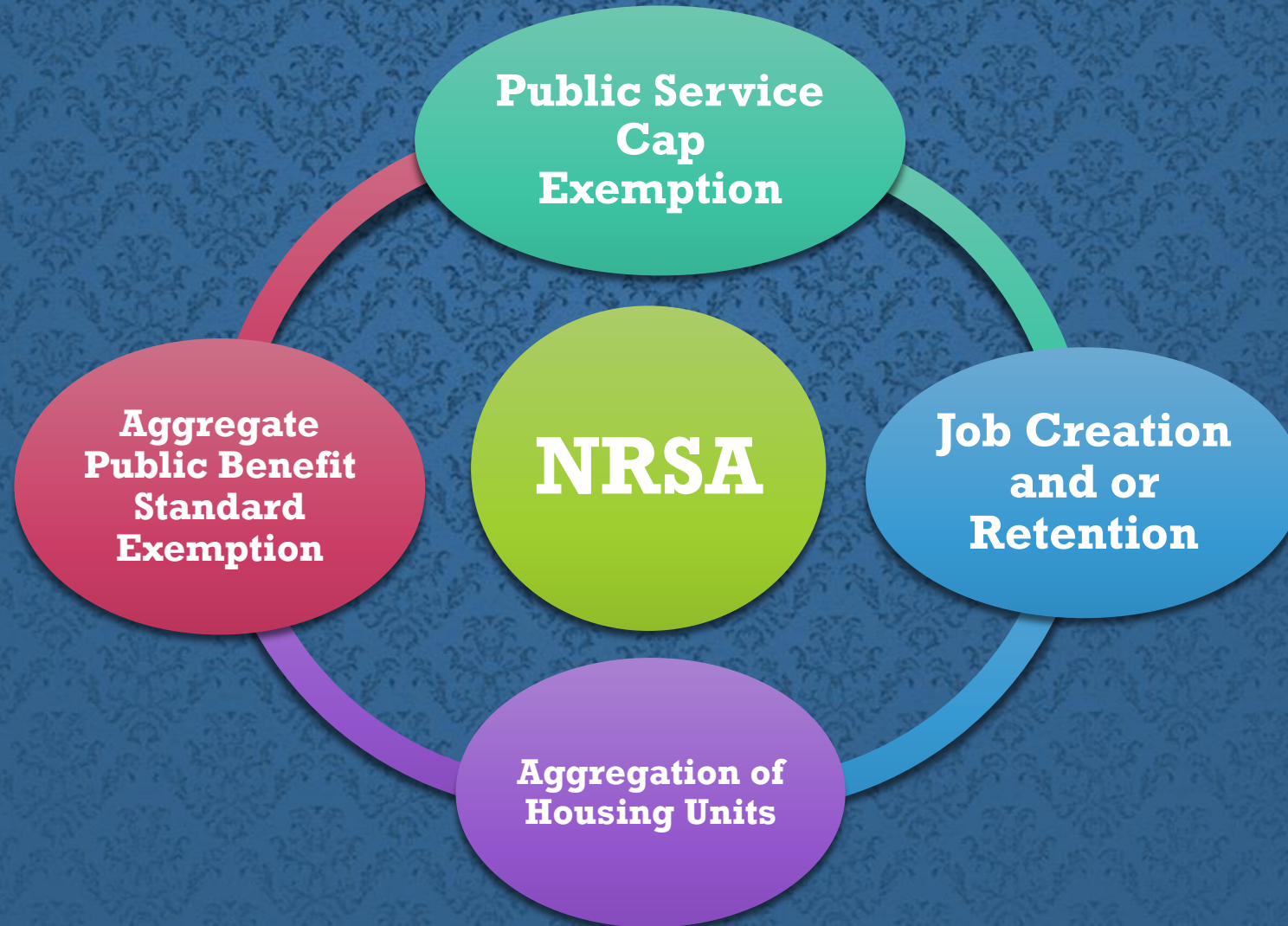


Department of Metropolitan Development

PURPOSE

The U.S. Department of Housing and Urban Development (HUD) encourages the establishment of a Neighborhood Revitalization Strategy Area (NRSA) as a means to create communities of opportunity in distressed neighborhoods. The goal of this program is to reinvest in human and economic capital, and economically empower low income residents as part of an overall community revitalization strategy.

NRSA Advantages & Benefits



NRSA ADVANTAGES & BENEFITS

- **Public Service Cap Exemption:** Public Services carried out pursuant to the strategy by a Community-Based Development Organization (CBDO) will be exempt from the public service cap.
- **Job Creation/Retention as Low/Moderate Income Area Benefit:** Job creation and retention activities undertaken pursuant to the strategy will be qualified as meeting area benefit requirements, thus eliminating the need for a business to track the income of persons that take, or are considered for, such jobs.
- **Aggregation of Housing Units:** Housing units assisted pursuant to the strategy may be considered to be part of a single structure for purposes of applying for low and moderate-income national objective criteria, thus providing greater flexibility.
- **Aggregate Public Benefit Standard Exemption:** Economic development activities carried out under the strategy will be exempt from the aggregate public benefit standards, thus increasing a grantee's flexibility for program design as well as reducing its record-keeping requirements.

CURRENT NRSA - ART DISTRICT

- Evansville, Indiana – Neighborhood Revitalization Strategy Area – Haynie's Corner, including the Evansville Arts District was created in 2011.
- The boundary of the NRSA is composed of block groups within four (4) census tracts; tract 11, tract 12, tract 13, and tract 17. Located in the City of Evansville south of the City's Central Business District.
- The City of Evansville has accomplished many positive goals with the NRSA designation and is requesting a one-year extension from the U.S. Department of Housing and Urban Development (2018-2019) to focus on a few projects that will enhance the area's streets. The 2018 estimated Budget includes \$100,000 of CDBG funds for the NRSAs.

ART DISTRICT NRSA ENHANCEMENTS:

- Rehabilitation of the Maybelle and Montrose apartment buildings
- Creation of two parking lots – Haynie’s Corner and Parrett St
- Six Restaurants/Bars

Walton’s

Bokeh Lounge

Sauced

Dapper Pig

Mo’s House

Evansville Brew House

- Six Other Businesses

Patio Store – Scott Baker

Stacy Gallery

Soap Solutions

Stef-L’s

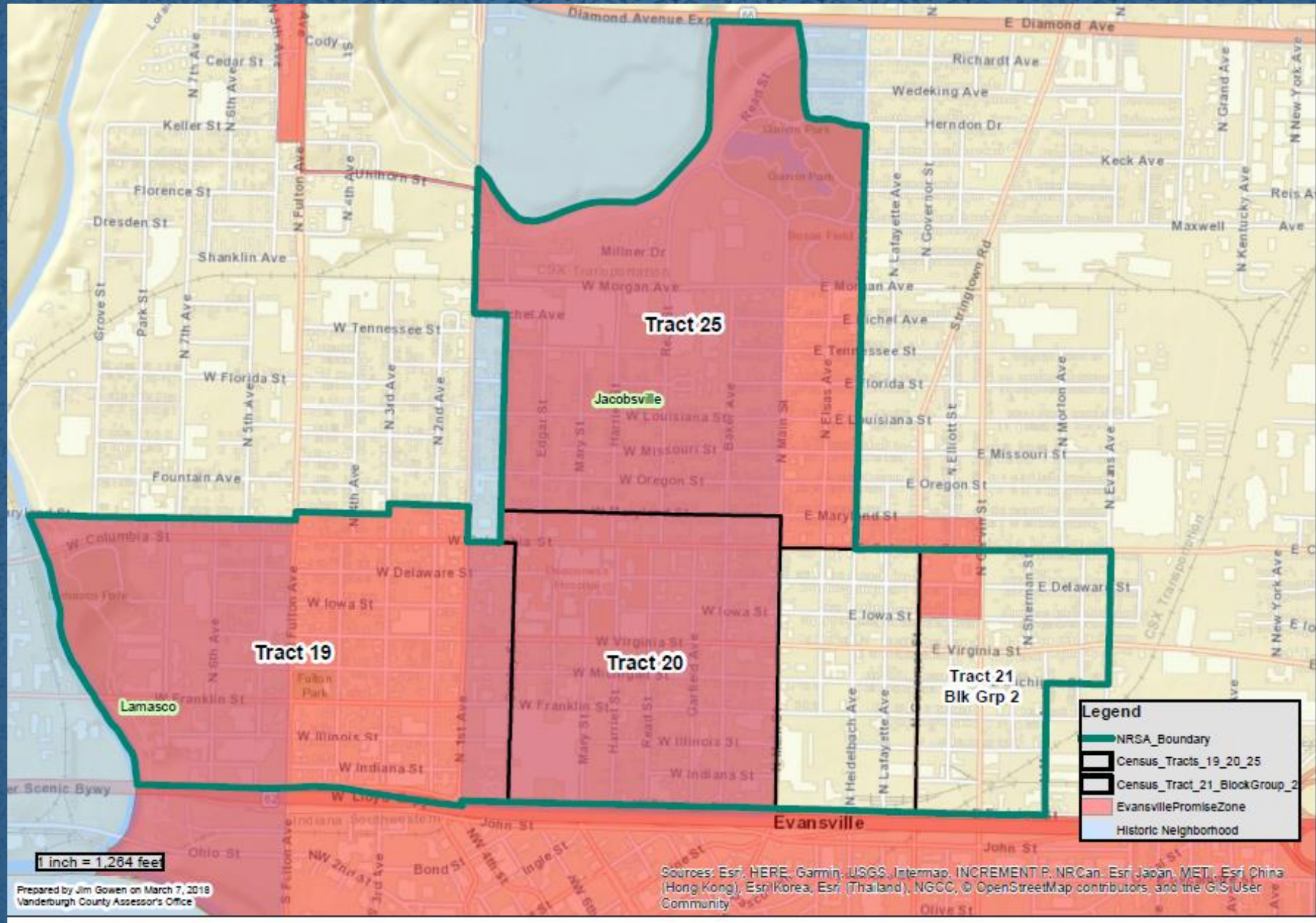
Emily Gartner Studio

Curvo- Software Company

PROPOSED NRSA - JACOBSTVILLE

- The City of Evansville proposes to create a new NRSA in Jacobsville in three census tracts with a portion of a fourth census tract (block group 2) that encompass distressed areas. Within the NRSA, the City is afforded much greater flexibility in the use of CDBG funds. The boundaries proposed for the new Jacobsville NRSA meet the threshold for low-moderate income (LMI) residents. This strategy has a minimum five (5) year duration and is being integrated into the 2018 Annual Action Plan as well as updating the current Consolidated Plan for 2015 - 2019.

PROPOSED NRSA BOUNDARY MAP



PROPOSED PROJECTS FOR JACOBSTOWN NRSA

- Jerraco's- 301 N. Main St.-façade stabilization
- IGA Store-200 N. Main St.-fresh food to a low mod area
- Bosse Field-renovation & rehab
- Potential banners & branding on light poles along N. Main St.
- Garvin Lofts – low to moderate rental units
- Payment assistance with market rate home buyers
- Residential Vs. Façade improvement locations
- 1920 era gas station on 1500 N. Main St. by Garvin Park
- 1401 N. Main St.- Charlies Food Mart
- Community gardens - 1 East Florida St. empty lots & 1120 N. Main St.
- Economy Inn- Restoration & Rehab

INFORMATION LINKS:

- Draft copy of 2018 Action Plan and today's PowerPoint Presentation can be found on the City of Evansville website:

<http://www.evansvillegov.org/2018annualactionplandraft>



QUESTIONS OR COMMENTS