

Housing and Community Needs Assessment Survey Results

The City of Evansville

March 2025



Table of Contents

Introduction	3
Approach and Methodology	3
Findings to Inform Housing and Community Development Needs	5
1. Housing Affordability	6
2. Basic Needs	8
3. Homelessness	9
4. Housing Accessibility	11
5. Health and Wellness	12
6. Children and Family Services	14
7. Advocacy and Community Safety	15
8. Public Safety and Infrastructure	16
9. Environment and Sustainability	17
Recommendations	18
Appendix A. Respondent Demographics	19
Participant Demographics	19
Appendix B. Key Insights and Potential Solutions by Priority Area	22

Introduction

The U.S. Department of Housing and Urban Development (HUD) requires a Consolidated Plan to help local jurisdictions assess their affordable housing and community development needs. These efforts are required for jurisdictions receiving HUD block grant programs, such as Community Development Block Grants, HOME Investment Partnerships, Housing Trust Funds, Emergency Solutions Grants, and Housing Opportunities for Persons with AIDS.

As a recipient of HUD funds, the City of Evansville compiles and produces a Consolidated Plan to serve as a framework for housing and community development priorities that align with HUD funding requirements. A key component of the Consolidated Plan is disseminating and analyzing a housing and community needs assessment (CNA) survey. The results of the survey will help determine which types of housing and community development programs the city will fund. In addition, the results can help identify programs the city may not be able to invest federal dollars in but that the community still considers a high priority.

The City of Evansville contracted Transform Consulting Group (TCG) to create, disseminate, and analyze the housing and community needs assessment survey.

Approach and Methodology

TCG followed a four-step process to create the housing and community needs assessment survey, analyze the results, and summarize the key findings in this report.



Determine the
Purpose and
Audience



Define the
Research
Questions



Gather the
Data



Use the
Data

Determine the Purpose and Audience

TCG and the City of Evansville collaborated to determine the project's goals and key audience, ensuring a comprehensive approach to the housing and community needs assessment survey.

Goals of the survey include:

- Determine funding areas for the next 5 years.
- Identify the top needs of Evansville residents.
- Align priority areas with HUD and the Evansville Mayor's priorities.

Define the Research Questions

TCG and the City of Evansville crafted the following research questions to guide the survey creation process:

1. What are Evansville residents' top needs related to housing and community development?
2. What are the top housing and community development needs that vary by population demographics?
3. What recommendations could be made to the City of Evansville to help prioritize funding areas over the next 5 years?

Utilizing the HUD funding requirements to help determine priority areas, TCG and the City of Evansville identified nine key areas of need:

- **Advocacy and community safety:** crime awareness, services for domestic violence and abused or neglected children.
- **Basic needs:** meeting needs such as food, transportation, and utility assistance.
- **Children and family services:** child care, youth services, and senior services.
- **Environment and sustainability:** historic preservation, code enforcement (such as zoning and land use), neighborhood cleanups, and energy efficiency.
- **Homelessness:** wraparound services and housing assistance options for homeless prevention and response.
- **Housing accessibility:** fair access to adequate housing supply for homeowners and renters.
- **Housing affordability:** creation and preservation of affordable housing for homeowners and renters.
- **Health and wellness:** mental health, physical health, substance use, and disability services.
- **Public facilities and infrastructure:** water and sewage, waste disposal, neighborhood needs, parks and recreation, walkability, and compliance with the Americans with Disabilities Act (ADA).

The survey asked participants to rank community development and housing needs by priority area identified by the City of Evansville. Respondents were shown follow-up questions for their top five needs.

Gather the Data

TCG used SurveyMonkey to create the survey in both paper and electronic form to allow different methods of survey participation. Additionally, TCG created the survey in both English and Spanish to meet the needs of Evansville residents. The City of Evansville worked to disseminate the survey through community partners such as local nonprofit organizations, local libraries, and other agencies that serve the community. TCG created a flyer with a QR code in both English and Spanish to help increase awareness of and participation in the survey. The surveys were open from November 18, 2024 to January 31, 2025. TCG utilized SurveyMonkey's accessibility checklist to ensure the survey would work for various audiences, including those using a screen reader, people with colorblindness, and people with varying hearing, movement, sight, and cognitive abilities. These steps ensured compliance with federal accessibility standards, including Section 508 and WCAG2.

Use the Data

TCG analyzed survey responses submitted by all participants who live in the City of Evansville or Vanderburgh County. There were a total of 367 survey responses. Appendix A provides a breakdown of the demographic information of survey respondents compared to the population demographics of Vanderburgh County. TCG created the report summarizing results using the identified research questions to guide the process. This report can be used by the City of Evansville and other key stakeholders to make data-informed decisions regarding funding opportunities over the next 5 years.

Survey Limitations

A common limitation of survey research is sampling bias. This occurs when data does not represent the entire population. For this housing and community needs assessment survey, TCG and the City of Evansville did not use a random sampling method. Although response rates were strong, the demographics of survey participants may not fully represent the Evansville community. Another common limitation of survey research is potential differences in how survey participants interpret the questions. Each individual's interpretation of the questions reflect their personal experiences, which makes their answers and rankings subjective. To minimize issues of varied interpretation, TCG kept survey questions clear and concise and utilized methods that streamlined the survey process (e.g., skip and logic branching).

Findings to Inform Housing and Community Development Needs

The survey presented Evansville residents with the top needs identified by the City of Evansville and TCG. Evansville residents ranked which of these needs related to housing and community development were most pressing. Of the nine key areas, Evansville residents ranked **housing affordability, basic needs, and homelessness** as the highest priority needs.

Each respondent was then prompted to answer follow-up questions about the needs they ranked as their top five. For example, those who selected housing affordability were asked about specific needs for homeowners and renters. Affordability, accessibility, and quality were common concerns across multiple priority needs. Residents expressed the need for assistance addressing the community's high housing, health care, and child care costs. Residents also cited the need for access to essential services such as housing counseling, housing assistance programs, health care services, and support for survivors of violence. Quality and stability were issues identified in housing and public

Highest Ranked Housing and Community Development Needs in Evansville



1. Housing Affordability
2. Basic Needs
3. Homelessness
4. Housing Accessibility
5. Health and Wellness
6. Children and Family Services
7. Advocacy and Community Safety
8. Public Facilities and Infrastructure
9. Environment and Sustainability

infrastructure. The findings from each of the nine housing and community development needs in Evansville are explored below in order of highest need.

1. Housing Affordability

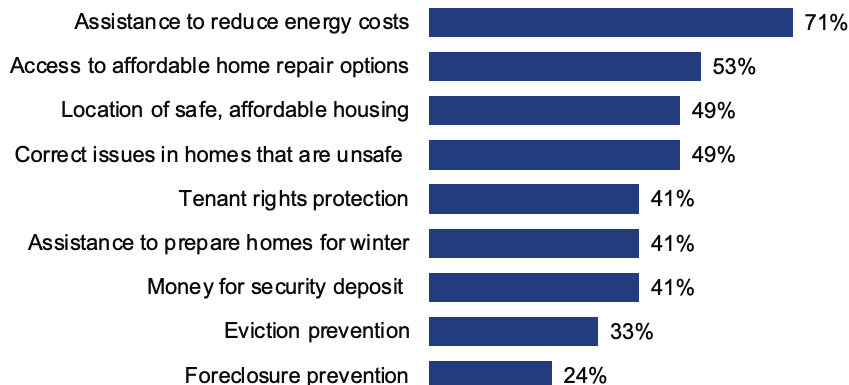
Creation and preservation of affordable housing for homeowners and renters

Evansville residents identified housing affordability as the city's top need. More than two thirds (71%) of respondents identified assistance to **reduce energy costs** as the most pressing concern related to housing affordability. When asked to share other feedback on housing affordability, many mentioned challenges with utilities creating a financial burden. In addition, more than half (53%) of participants cited the need for access to **affordable home repair** options.

*"The affordable housing options are **anything but affordable and are rarely in acceptable condition**, which makes them inaccessible to the majority of our residents."*
- Surveyed community member

Top Needs Related to Housing Affordability

Number of responses ranged from 211 to 214



Nearly half (49%) of respondents cited the need for **safe, affordable, mixed-income housing** options in locations with access to jobs that pay a living wage. In addition, 49% of respondents reported the need to **correct issues in homes that are unsafe or unhealthy**. These issues underscore the importance of both accessibility and livability in affordable housing. These findings reflect a demand for policies and programs that decrease costs while ensuring safe and sustainable housing options.

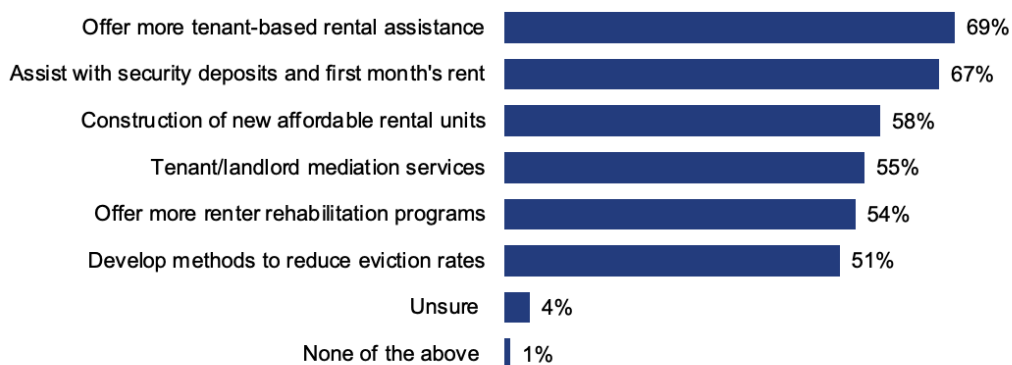
*"While accessibility is a concern across the board, the growing **inability of renters and homeowners to be able to afford necessary utilities** (electric/gas/water/sewage) is becoming greater. This hits many renters harder when rental property owners' are reluctant to spend the money to properly update their units, such as adding better insulation and energy efficient windows, and updating heating and cooling systems without raising the cost of rent. For homeowners, the rising costs of utilities leaves less money to make these same updates."*
- Surveyed community member

Of the surveyed community members, approximately two thirds (66%) reported owning their homes, and approximately one fifth (19%) reported renting their homes.

Survey respondents were asked to rank the ways the City of Evansville can assist renters and homeowners. Many of the top ways identified by renters related to financial assistance. Respondents identified the need to offer more **tenant-based rental assistance** (69%), assistance with **security deposits and first/last month's rent** (67%), and construction of **new affordable rental units** (58%). Renters also reported that **regulation of landlords** is needed to rein in high rent prices, excessive fees and charges, and ensure respect for tenant rights.

Ways to Assist Renters

Number of responses: 210



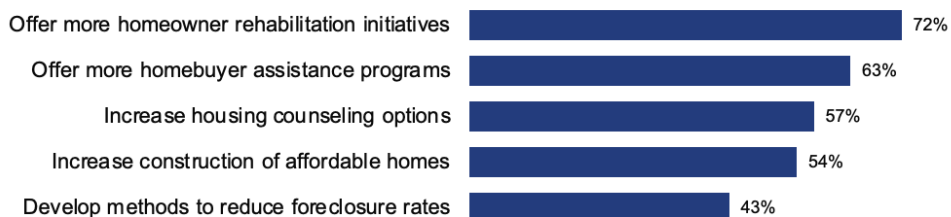
"More people are falling on hard times, people that normally would thrive, but can't because their dollar is worth less than ever. Affordability is what people need. Keep people in their homes when they fall on hard times."

-Surveyed community member

As with meeting renters' needs, the City of Evansville can assist homeowners, in part, by providing financial assistance. Respondents identified the need to offer more **homeowner rehabilitation** initiatives (72%) and **homebuyer assistance** programs (63%), and increase **housing counseling** options (57%). Respondents noted that there are many vacant properties in the community that could be restored as an affordable homeownership opportunity.

Ways to Assist Homeowners

Number of responses: 213



Key Insights Related to Housing Affordability	
Top Needs	Potential Solutions
<ul style="list-style-type: none"> • High energy costs • Lack of affordable home repair options • Lack of safe and affordable housing • Lack of tenant-based rental assistance • Lack of homeowner rehabilitation initiatives 	<ul style="list-style-type: none"> • Reduce energy costs. • Develop more affordable housing options. • Develop pathways to homeownership. • Offer assistance for existing residents to buy homes. • Create eviction prevention and mediation services.

2. Basic Needs

Meeting needs such as food, transportation, and utility assistance

Basic needs were ranked the second highest need for Evansville residents. **Costs of utilities** (91%) continued to be the most pressing concern for residents. This overwhelming response highlights the financial strain that high energy costs place on households. According to the National Low-Income Housing Coalition, a household is considered cost-burdened when it spends more than 30% of its income on rent and utilities.¹ In alignment, approximately two thirds (68%) of respondents identified access to **energy assistance** programs as a top need. These responses indicate there is a need to determine how utility costs can be lowered. Due to the scale of this issue, simply providing programs to help residents pay the high utility costs may not be a feasible solution.

“CenterPoint [Energy] prices are a huge burden. Many people are paying prices close to what a mortgage costs. Heat and electricity should not be a luxury.”

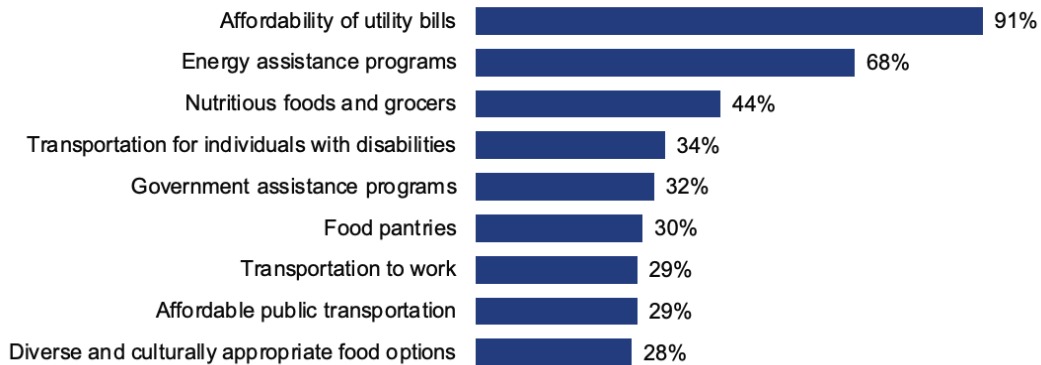
-Surveyed community member

Almost half (44%) of respondents identified **access to nutritious foods and grocers** as a key concern, noting specific neighborhoods within and outside of Evansville do not have access to healthy food. Respondents noted that many individuals are forced to decide between purchasing nutritious foods—as well as other basic needs—and paying high utility bills. These findings demonstrate the need to support households in reducing financial burdens so they can afford basic needs. When asked what changes they would like to see in Evansville, some residents expressed the need for **improved public transit**, including adding more routes, longer hours, and decreasing costs.

¹ National Low Income Housing Coalition (n.d.) *About the Gap Report*. Retrieved from <https://nlihc.org/gap>

Top Needs Related to Basic Needs

Number of responses ranged from 207-214



Key Insights Related to Basic Needs	
Top Needs	Potential Solutions
<ul style="list-style-type: none"> High utility costs Lack of energy assistance programs Lack of accessible public transportation Lack of nutritious foods and grocers 	<ul style="list-style-type: none"> Work with state partners to lower electricity, gas, and water bills. Create accessible public transportation with more routes, longer hours, lower fares, and covered stops. Address food deserts in low-income neighborhoods.

3. Homelessness

Wraparound services and housing assistance options for homelessness prevention and response

Evansville residents ranked homelessness as the third most pressing need in the community. About one third of respondents (35%) stated that there are not enough **emergency or homeless shelters** to meet the needs of the community. Several respondents discussed the need for **low-barrier** shelter options, increasing space for individuals with substance use and mental health issues, as well as for families. Other top needs were **short-term rental assistance** (32%) and **wraparound services** (32%). Respondents noted that these services can help individuals avoid homelessness, acknowledging that high utility costs coupled with high rent costs can lead to homelessness in Evansville.

“The services for our homeless community are lacking in all areas. Agencies are constantly facing lack of funding for workers, training, and facilities to support these individuals. Evansville is a growing city, and we must expand our services beyond what is currently available.”

-Surveyed community member

These responses illustrate the need for comprehensive approaches to address homelessness, such as expanding shelter access, enhancing financial assistance programs, and strengthening support services to achieve housing security.

Surveyed community members further expressed the need for more inclusive shelters. Community members noted the barriers surrounding shelters regarding inflexible programming requirements, lack of support for individuals with substance use disorder, and limited options for families and children seeking shelter.

Top Needs Related to Homelessness

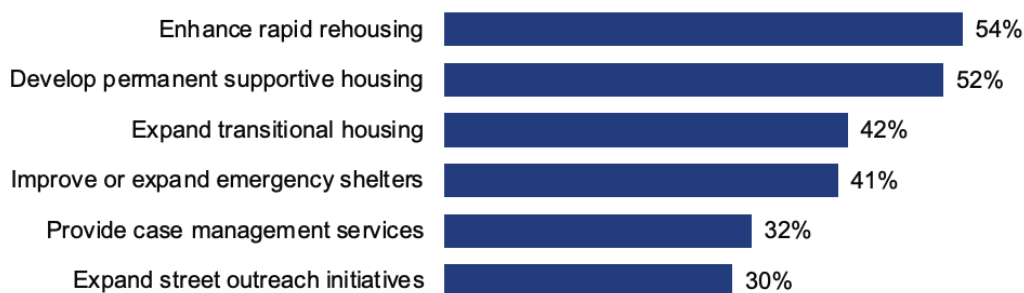
Number of responses ranged from 225 to 228



Over half of residents identified the need to **enhance rapid rehousing** (54%) and develop **permanent supportive housing** (52%) to address homelessness. Residents also expressed interest in solutions such as expanding **transitional housing** (42%) and **improving or expanding emergency shelters** and facilities (41%). Most residents identified solutions related to the **housing-first approach**, which prioritizes providing permanent housing to people experiencing homelessness. Once basic needs such as housing are met, then less urgent needs such as finding a job can be attended to.²

Solutions to Address Homelessness

Number of responses ranged from 225 to 227



² National Alliance to End Homelessness. (2022). *Housing First*.
<https://endhomelessness.org/resource/housing-first/>

Key Insights Related to Homelessness	
Top Needs	Potential Solutions
<ul style="list-style-type: none"> • Lack of low-barrier homeless shelters • Lack of short-term rental assistance programs • Lack of diversity in affordable housing options 	<ul style="list-style-type: none"> • Develop eviction prevention programs to help residents stay in their homes. • Create pathways to homeownership through rental programs. • Develop mediation services between landlords and tenants to prevent displacement. • Create more support services for people experiencing homelessness, such as shelters that allow pets, transitional housing, and pathways to stable housing.

4. Housing Accessibility

Fair access to adequate housing supply for homeowners and renters

When answering questions about housing accessibility, residents highlighted many issues related to affordability. From these responses, it is clear that low incomes and high prices are a big barrier to accessibility. More than half (58%) of respondents who identified housing accessibility as a top priority area expressed the need for **rental options for low- and moderate-income households**.³ Following this need, approximately half (49%) of participants highlighted the importance of **homeownership opportunities for low- and moderate-income households**, expressing a demand for pathways to stable and long-term housing. Nearly half (47%) of respondents expressed concern about the **conditions of housing units**. The top options highlight the need for increased affordable housing, expanded homeownership opportunities, and improved housing conditions.

"Income requirements are too high, denying someone who can pay rent, has an excellent credit score, no criminal history, and great history with past landlords simply because they are \$500 short of meeting the income requirement (income should be 3x cost of rent) that most landlords require."

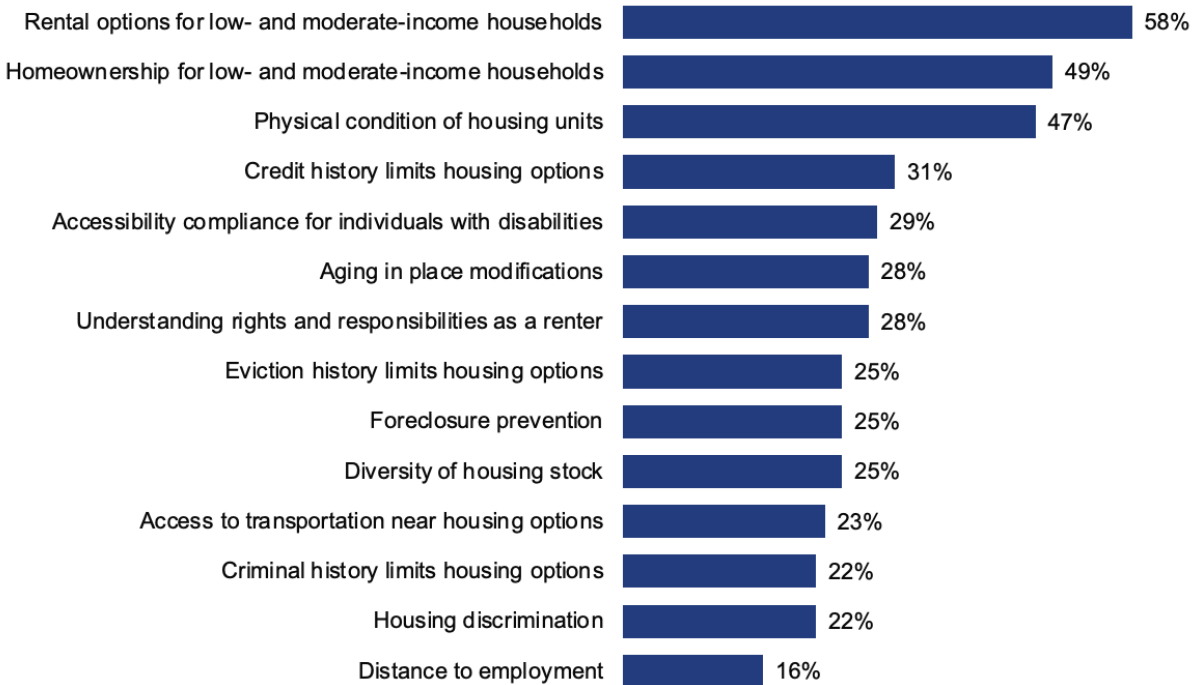
-Surveyed community member

³ HUD defines low-income as earning up to 50% of the Area Median Income (AMI) and moderate-income as earning greater than 50% AMI and up to 80% AMI.

Retrieved from <https://www.hudexchange.info/programs/acs-low-mod-summary-data/>

Top Needs Related to Housing Accessibility

Number of responses ranged from 198 to 204



Respondents further highlighted the types of housing needed in the community. Nearly four fifths (88%) identified the need for **affordable housing**, followed by **rent-controlled apartments** (65%) and **housing for individuals with disabilities** (58%).

Key Insights Related to Housing Accessibility	
Top Needs	Potential Solutions
<ul style="list-style-type: none"> Lack of rental options for low- and moderate-income households Lack of homeownership opportunities for low- and moderate-income households Poor condition of housing units 	<ul style="list-style-type: none"> Develop more affordable housing (both rentals and homeownership opportunities). Establish rent control or lower rental costs to ensure more people can buy or rent homes. Create more inclusive housing policies ensuring accessibility for individuals with disabilities.

5. Health and Wellness

Mental health, physical health, substance use, and disability services

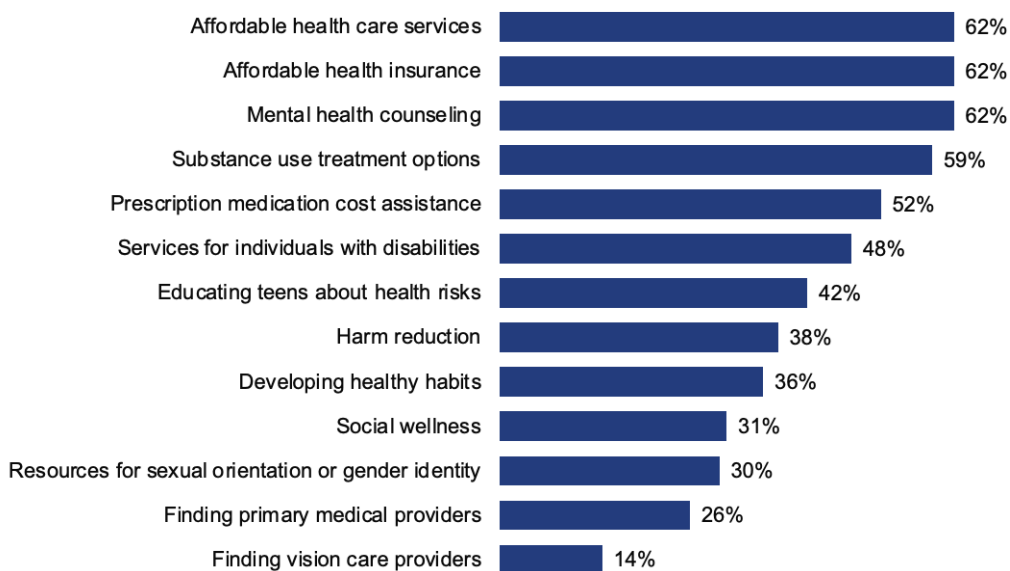
For residents who identified health and wellness as their top priority, affordable **health care** services (62%), affordable **health insurance** (62%), and **mental health counseling** (62%) were all equally regarded as the most pressing concerns. Respondents noted that high health care costs have been especially hard on individuals with disabilities and that insurance does not typically

cover the necessary medications. Respondents noted that financial assistance related to health care costs could help ensure individuals have access to the care they need.

“There needs to be more services for people with disabilities. There aren’t enough dentists who accept all insurances, nor enough qualified specialists to accommodate the need.”
-Surveyed community member

In addition, 59% of respondents reported that **substance use treatment** options are a need in the community. Many respondents stated that increasing harm reduction approaches, such as access to Narcan—a medicine that reverses an opioid overdose—as well as educational resources, could help combat substance misuse in the community.

Top Needs Related to Health and Wellness
Number of responses: 166



These findings highlight a demand for accessible and cost-effective medical care, ensuring individuals receive necessary treatments without financial burden. A comprehensive strategy to expand affordable health care access, enhance insurance options, and strengthen mental health support services in the community is essential to address these needs.

Key Insights Related to Health and Wellness	
Top Needs	Potential Solutions
<ul style="list-style-type: none"> • Lack of affordable health care services • Lack of affordable health insurance • Lack of mental health counseling • Lack of support services for substance users 	<ul style="list-style-type: none"> • Expand harm reduction services, including Narcan availability and education on substance use. • Expand resources for individuals with disabilities, including behavior support services.

6. Children and Family Services

Child care, youth services, and senior services

When asked about the greatest needs related to children and family services, child care emerged as a significant concern. Respondents highlighted the need for **affordable, high-quality child care** (60%), general **early learning opportunities** (47%), and **nontraditional child care hours** (43%). These findings underscore the importance of enhancing child care accessibility, improving early education programs, and providing flexible care options to assist families in Evansville so they can work and attend school.

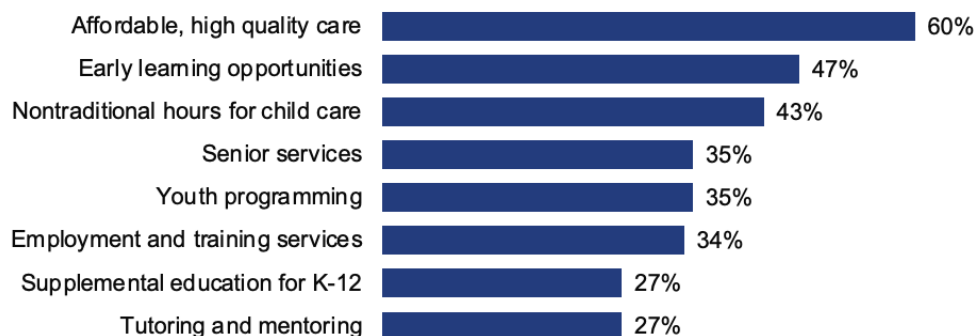
“We need more affordable child care; people lose their entire paycheck to paying for child care.”

-Surveyed community member

Adults aged 45 and older were most likely to rank senior services as a need. Community members also noted the need for more programs for seniors in lower-income areas. In addition, community members expressed the need for more program options for youth before and after school to support working families.

Top Needs Related to Children and Family Services

Number of responses ranged from 122-124



Key Insights Related to Children and Family Services

Top Needs	Potential Solutions
<ul style="list-style-type: none">• Lack of affordable, high-quality child care• Lack of early learning opportunities• Lack of nontraditional hours for child care	<ul style="list-style-type: none">• Develop more high-quality child care options to support working families.• Create affordable child care options for families that do not qualify for government assistance but cannot afford child care.• Develop more free community activities for children, especially after school and during the summer.

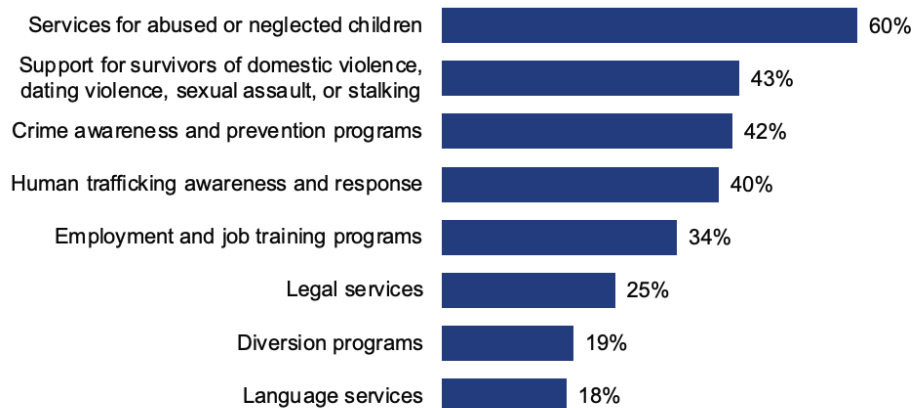
7. Advocacy and Community Safety

Crime awareness and services for domestic violence and abused or neglected children

For advocacy and community safety, services for **abused and neglected children** (60%) ranked as the top need, followed by support for survivors of **domestic violence, dating violence, sexual assault, or stalking** (43%). Furthermore, 42% of respondents noted the need for **crime awareness and prevention** programs, indicating a demand for proactive measures to improve safety and reduce crime.

Top Needs Related to Advocacy and Community Safety

Number of responses ranged from 56 to 58



Key Insights Related to Advocacy and Community Safety

Top Needs	Potential Solutions
<ul style="list-style-type: none">• Lack of services for abused and neglected children• Lack of support for survivors of domestic violence, dating violence, sexual assault, or stalking• Lack of crime awareness and prevention programs	<ul style="list-style-type: none">• Develop crime reduction and community-led safety initiatives.• Increase crime prevention focus.• Provide educational programs for children as a crime prevention strategy.

8. Public Safety and Infrastructure

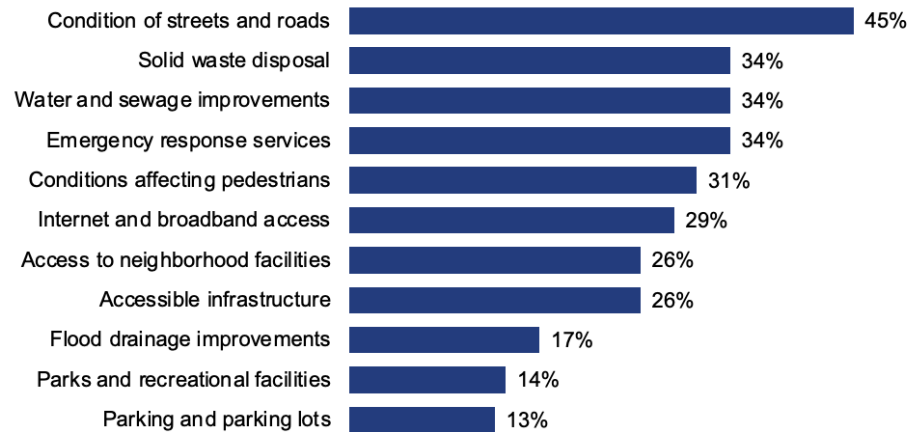
Water and sewage, waste disposal, neighborhood needs, parks and recreation, walkability, and compliance with the Americans with Disabilities Act (ADA)

Among those who prioritized public facilities and infrastructure, 45% of respondents expressed concern about the **condition of streets and roads** in the community. After that, **solid waste disposal** (34%), **water and sewage improvements** (34%), and **emergency response services** (34%) are tied for the next most significant needs.

“Communities need great broadband access for emergency situations, the roads must be fixed for multiple reasons, and water needs to be the best [quality].”
-Survey respondent

Top Needs Related to Public Safety and Infrastructure

Number of responses ranged from 69 to 71



Key Insights Related to Public Safety and Infrastructure	
Top Needs	Potential Solutions
<ul style="list-style-type: none">● Poor condition of streets and roads● Solid waste disposal improvements● Water and sewage improvements	<ul style="list-style-type: none">● Provide safe sidewalk access to community hubs such as the library.● Improve infrastructure, including roads and water lines.

9. Environment and Sustainability

Historic preservation, code enforcement (such as zoning and land use), neighborhood cleanups, and energy efficiency

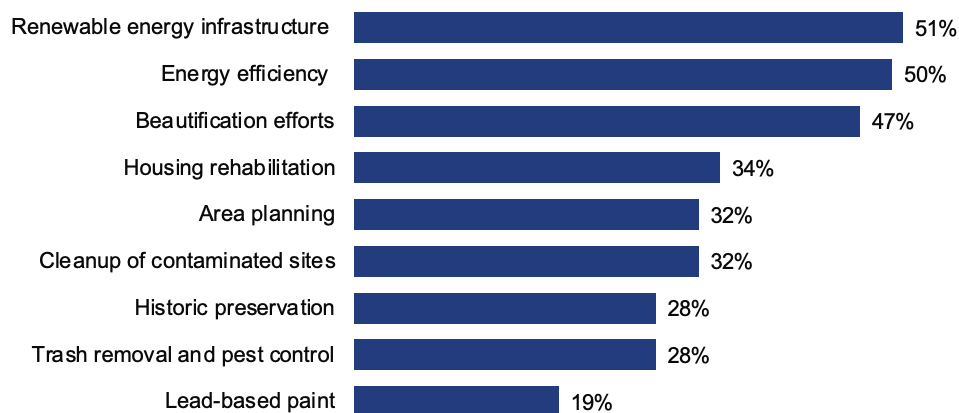
Renewable energy infrastructure (51%) emerged as the most pressing concern related to the environment and sustainability, emphasizing the importance of investing in sustainable energy solutions and enhancing infrastructure to support environmental health. Following closely, half (50%) of respondents underscored the need for **energy efficiency**, indicating a demand for initiatives that reduce energy consumption, lower costs, and promote sustainability. Additionally, 47% of respondents cited **beautification** efforts as a priority, reflecting the community's desire for clean, well-maintained public spaces to improve the local environment.

“Having plants grow in and on buildings can reduce heating and cooling costs and benefit the air we breathe as well as beautification efforts.”

-Surveyed community member

Top Needs Related to Environment and Sustainability

Number of responses ranged from 57 to 58



Key Insights Related to Environment and Sustainability

Top Needs	Potential Solutions
<ul style="list-style-type: none">• Lack of renewable energy infrastructure• Energy inefficiency• Lack of beautification efforts	<ul style="list-style-type: none">• Create more parks, walking trails, and green spaces for recreation and community gatherings.• Improve neighborhood parks with better maintenance and accessibility.• Update water lines and infrastructure to improve sustainability.

Recommendations

Residents identified housing affordability, basic needs, homelessness, housing accessibility, and health and wellness as the top five needs that the City of Evansville could address in their 2025-2029 Consolidated Plan.

Based on resident concerns and the findings shared through the report, the following recommendations reflect ways to prioritize funding areas over the next 5 years.

- Develop support systems to help residents manage and reduce high utility costs.
- Work with state partners to reduce energy costs for residents at a systems level.
- Develop policies or programs to ensure there are safe and sustainable housing options.
- Support households in reducing financial burdens and increasing access to essential resources.
- Create a comprehensive approach to address homelessness, such as expanding shelter access, enhancing financial assistance programs, and strengthening support services to achieve housing security.
- Develop affordable housing, expand homeownership opportunities, and improve housing conditions.
- Expand affordable health care access, enhance insurance options, and strengthen mental health support services.
- Enhance child care accessibility, improve early education programs, and provide flexible child care options for families.
- Develop proactive measures to improve safety and reduce crime.
- Create clean and well-maintained public spaces to improve the local environment.

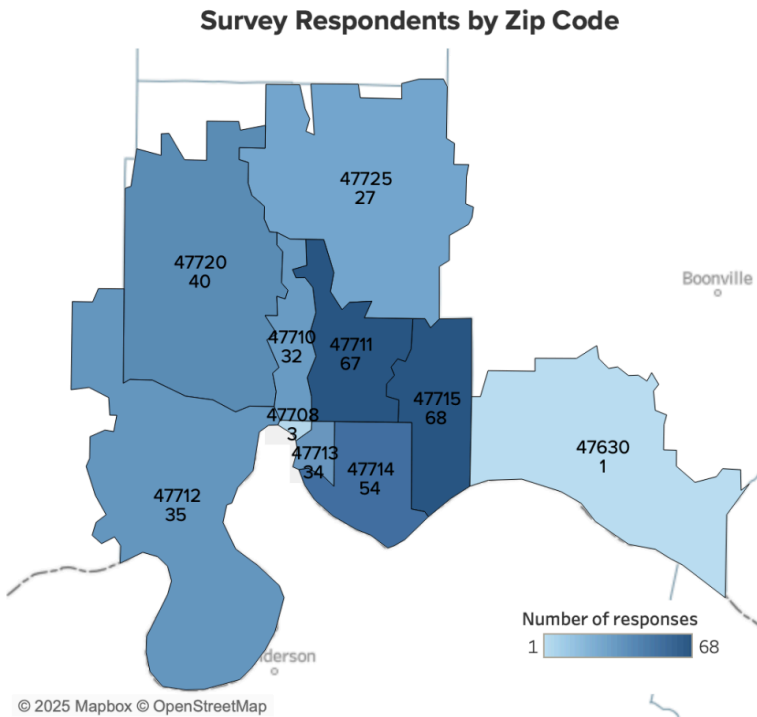
Appendix A. Respondent Demographics

Although response rates were high, the sample does not fully represent the community of the City of Evansville. The information below provides an overview of the demographics of survey respondents compared to the Vanderburgh County population.⁴

Participant Demographics

There were a total of 367 responses. Of those, about 250 respondents answered the majority of the optional demographic questions. Participants represented different backgrounds.

Nearly three quarters (74%) of respondents were female, 20% were male, 1% were nonbinary or gender nonconforming, and 1% identified as transgender. The remaining 5% preferred not to answer. The male survey response rate was lower than the total population percentage.



Gender	Survey Respondent Percentage	County Population Percentage
Female	74%	51%
Male	20%	49%
Nonbinary or gender nonconforming	1%	NA
Transgender	1%	NA
Preferred not to answer or self-describe	5%	NA

Eighty-two percent of respondents identified as White, 9% identified as Black or African American, 3% identified as two or more races, 1% identified as American Indian or Alaskan Native, and the remaining 8% preferred not to answer. The racial composition of survey respondents was underrepresented for the total population of Black or African American individuals. Only one respondent reported being of Hispanic or Latinx ethnicity.

⁴ Demographics of Vanderburgh County were taken from the U.S. Census Bureau American Community Survey 5-Year Estimates, 2018-2022, Tables DP05, S1501, S2101, and S1601.

Race or Ethnicity	Survey Respondent Percentage	County Population Percentage
White	82%	78%
Black or African American	9%	13%
Two or more races	3%	5%
American Indian or Alaskan Native	0.8%	0.1%
Asian	0.4%	1%
Hispanic or Latinx	0.4%	4%
Hawaiian or Pacific Islander	0%	0.4%
Prefer not to answer or self-describe	8%	NA

Ages varied across survey respondents. About one quarter (28%) of respondents were 35 to 44 years old, and 18% were 45 to 54 years old. Overall, survey respondents represented the age groups in the City of Evansville.

Age Group	Survey Respondent Percentage	County Population Percentage
18 to 24 years	5%	7%
25 to 34 years	16%	15%
35 to 44 years	28%	28%
45 to 54 years	18%	12%
55 to 64 years	16%	13%
65+ years	15%	18%
Prefer not to answer	2%	NA

Level of education also varied across survey respondents. Thirteen percent of respondents had a high school diploma or equivalent and 26% had a bachelor's degree. There was an underrepresentation of individuals with lower educational attainment.

Educational Attainment	Survey Respondent Percentage	County Population Percentage
Less than a high school degree	1%	11%
High school diploma or equivalent	13%	36%
Some college, no degree	14%	20%
Workforce credential or certification	4%	NA

Associate degree	18%	9%
Bachelor's degree	26%	16%
Master's or professional degree	21%	8%
Prefer not to answer	3%	NA

Two thirds (66%) of respondents own their home and 20% rent their house or apartment. There was an underrepresentation of individuals who rent. Other responses clarified unique living arrangements such as living with friends or family, owning a mobile home and renting a lot, living in a motel due to eviction, and being on a waitlist for assisted living.

Housing Status	Survey Respondent Percentage	County Population Percentage
Own home	66%	54%
Rent house or apartment	20%	46%
Live with family or friends and don't pay rent	6%	NA
Couch surfing	1%	NA
Other	3%	NA
Prefer not to answer	4%	NA

Almost two thirds (63%) of respondents were full-time workers, 7% were part-time workers, 2% reported being stay-at-home parents. Some respondents are unemployed due to retirement (14%) and being on disability (4%).

Twenty-four percent (24%) of respondents reported they have a disability, and 5% of respondents are veterans. Additionally, 14% identify as part of the LGBTQIA+ community. Most (95%) respondents spoke English, while 8% reported speaking a language other than English or being multilingual. Overall, respondents were representative of the local population in these categories.

Other Demographics	Survey Respondent Percentage	County Population Percentage
Have a disability	24%	15%
Veteran	5%	8%
Identify as part of the LGBTQIA+ community	14%	NA
Speak English	95%	97%

Appendix B. Key Insights and Potential Solutions by Priority Area

The following table provides an overview of key themes related to the greatest needs and potential solutions in each priority area.

Priority Area	Top Needs	Potential Solutions
Housing Affordability	<ul style="list-style-type: none"> • High energy costs • Lack of affordable home repair options • Lack of safe and affordable housing • Lack of tenant-based rental assistance • Lack of homeowner rehabilitation initiatives 	<ul style="list-style-type: none"> • Reduce energy costs. • Develop more affordable housing options. • Develop pathways to homeownership. • Offer assistance for existing residents to buy homes. • Create eviction prevention and mediation services.
Basic Needs	<ul style="list-style-type: none"> • High utility costs • Lack of energy assistance programs • Lack of accessible public transportation • Lack of nutritious foods and grocers 	<ul style="list-style-type: none"> • Work with state partners to lower electricity, gas, and water bills. • Create accessible public transportation with more routes, longer hours, lower fares, and covered stops. • Address food deserts in low-income neighborhoods.
Homelessness	<ul style="list-style-type: none"> • Lack of low-barrier homeless shelters • Lack of short-term rental assistance programs • Lack of diversity in affordable housing options 	<ul style="list-style-type: none"> • Develop eviction prevention programs to help residents stay in their homes. • Create pathways to homeownership through rental programs. • Develop mediation services between landlords and tenants to prevent displacement. • Create more support services for people experiencing homelessness, such as shelters that allow pets, transitional housing, and pathways to stable housing.

Priority Area	Top Needs	Potential Solutions
Housing Accessibility	<ul style="list-style-type: none"> • Lack of rental options for low- and moderate-income households • Lack of homeownership opportunities for low- and moderate-income households • Poor condition of housing units 	<ul style="list-style-type: none"> • Develop more affordable housing (both rentals and homeownership opportunities). • Establish rent control or lower rental costs to ensure more people can buy or rent homes. • Create more inclusive housing policies ensuring accessibility for individuals with disabilities.
Health and Wellness	<ul style="list-style-type: none"> • Lack of affordable health care services • Lack of affordable health insurance • Lack of mental health counseling • Lack of support services for substance users 	<ul style="list-style-type: none"> • Expand harm reduction services, including Narcan availability and education on substance use. • Expand resources for individuals with disabilities, including behavior support services.
Children and Family Services	<ul style="list-style-type: none"> • Lack of affordable, high-quality child care • Lack of early learning opportunities • Lack of nontraditional hours for child care 	<ul style="list-style-type: none"> • Develop more high-quality child care options to support working families. • Create affordable child care options for families that do not qualify for government assistance but cannot afford child care. • Develop more free community activities for children, especially after school and during the summer.
Advocacy and Community Safety	<ul style="list-style-type: none"> • Lack of services for abused and neglected children • Lack of support for survivors of domestic violence, dating violence, sexual assault, or stalking • Lack of crime awareness and prevention programs 	<ul style="list-style-type: none"> • Develop crime reduction and community-led safety initiatives. • Increase crime prevention focus. • Provide educational programs for children as a crime prevention strategy.

Priority Area	Top Needs	Potential Solutions
Public Safety and Infrastructure	<ul style="list-style-type: none"> • Poor condition of streets and roads • Solid waste disposal improvements • Water and sewage improvements 	<ul style="list-style-type: none"> • Provide safe sidewalk access to community hubs such as the library. • Improve infrastructure, including roads and water lines.
Environment and Sustainability	<ul style="list-style-type: none"> • Lack of renewable energy infrastructure • Energy inefficiency • Lack of beautification efforts 	<ul style="list-style-type: none"> • Create more parks, walking trails, and green spaces for recreation and community gatherings. • Improve neighborhood parks with better maintenance and accessibility. • Update water lines and infrastructure to improve sustainability.